


# MNTC '16



## MASTERS NATIONAL TRACK CHAMPIONSHIPS

Wales National Velodrome  
Newport  
1 – 3 July 2016



bristow events...

### RESULTS Male 45-49 Cat D

#### 750m Time Trial

|     |                 |                       |        |
|-----|-----------------|-----------------------|--------|
| 129 | HAGUE Damon     | Moda RT               | 52.327 |
| 139 | TURNER Andrew   | Manchester Whelers CC | 52.454 |
| 136 | RUSSELL John    | T1 Diabetes.info      | 54.701 |
| 126 | ELLIS David     | Mapperley CC          | 55.020 |
| 128 | GITTINS Paul    | Brooks-Cronshaw       | 55.240 |
| 127 | GEDGE Stuart    | Ipswich Bicycle Club  | 55.783 |
| 115 | ALLEN Stuart    | City of Edinburgh RC  | 55.992 |
| 138 | SMITH Luke      | Bristol South CC      | 56.025 |
| 133 | O'HARA Nicholas | 3C Cyclexperience     | 56.115 |
| 116 | BABBAGE Richard | Revo Racing           | 56.761 |
| 122 | CHORLEY Alan    | Seamons CC            | 56.823 |
| 140 | WHITMARSH Jason | Devizes Town CC       | 57.192 |
| 125 | DUNNAGE Neil    | Cotswold Veldrijden   | 57.500 |
| 124 | CUNDY Paul      | PMR@Toachim House     | 57.763 |

#### Sprint

##### Qualification

|     |                 |                     |        |
|-----|-----------------|---------------------|--------|
| 129 | Damon HAGUE     | Moda RT             | 11.230 |
| 132 | John McCLELLAND | Bush Healthcare CRT | 11.660 |
| 126 | David ELLIS     | Mapperley CC        | 12.112 |
| 122 | Alan CHORLEY    | Seamons CC          | 12.222 |
| 119 | Tony BROOKS     | Brooks Cycles       | 12.625 |
| 128 | Paul GITTINS    | Brooks -Cronshaw    | 12.843 |
| 140 | Jason WHITMARSH | Devizes Town CC     | 12.892 |

##### 1<sup>st</sup> Round

###### Heat 1 12.586

|     |                 |                 |
|-----|-----------------|-----------------|
| 129 | Damon HAGUE     | Moda RT         |
| 140 | Jason WHITMARSH | Devizes Town CC |

###### Heat 2 12.339

|     |                 |                     |
|-----|-----------------|---------------------|
| 132 | John McCLELLAND | Bush Healthcare CRT |
| 128 | Paul GITTINS    | Brooks -Cronshaw    |

###### Heat 3 12.579

|     |              |               |
|-----|--------------|---------------|
| 126 | David ELLIS  | Mapperley CC  |
| 122 | Alan CHORLEY | Seamons CC    |
| 119 | Tony BROOKS  | Brooks Cycles |

##### Repechage 12.706

|     |                 |                  |
|-----|-----------------|------------------|
| 122 | Alan CHORLEY    | Seamons CC       |
| 119 | Tony BROOKS     | Brooks Cycles    |
| 128 | Paul GITTINS    | Brooks -Cronshaw |
| 140 | Jason WHITMARSH | Devizes Town CC  |

##### Semi Final 1 12.017

|     |              |            |
|-----|--------------|------------|
| 129 | Damon HAGUE  | Moda RT    |
| 122 | Alan CHORLEY | Seamons CC |

##### Semi Final 2 12.523


|     |                 |                     |
|-----|-----------------|---------------------|
| 132 | John McCLELLAND | Bush Healthcare CRT |
| 126 | David ELLIS     | Mapperley CC        |

# MNTC '16



## MASTERS NATIONAL TRACK CHAMPIONSHIPS

Wales National Velodrome  
Newport  
1 – 3 July 2016



bristow events...

### 3<sup>rd</sup> – 4<sup>th</sup> Place 12.341

|     |              |              |
|-----|--------------|--------------|
| 122 | Alan CHORLEY | Seamons CC   |
| 126 | David ELLIS  | Mapperley CC |

### 1<sup>st</sup> – 2<sup>nd</sup> Place 11.994

|     |                 |                     |
|-----|-----------------|---------------------|
| 132 | John McCLELLAND | Bush Healthcare CRT |
| 129 | Damon HAGUE     | Moda RT             |

### Pursuit

|     |                 |                        |          |
|-----|-----------------|------------------------|----------|
| 135 | Matt POSTLE     | Bush Healthcare CRT    | 3.38.443 |
| 139 | Andrew TURNER   | Manchester Wheelers CC | 3.40.889 |
| 136 | John RUSSELL    | T1 Diabetes.info       | 3.41.608 |
| 134 | Alun OWEN       | CC Abergavenny-JP      | 3.44.644 |
| 133 | Nicholas O'HARA | 3C Cyclexperience      | 3.44.791 |
| 126 | David ELLIS     | Mapperley CC           | 3.45.070 |
| 122 | Alan CHORLEY    | Seamons CC             | 3.46.540 |
| 120 | J BROUGHAM      | Adalta Race Team       | 3.46.773 |
| 125 | Neil DUNNAGE    | Cotswold Veldrijden    | 3.47.069 |
| 138 | Luke SMITH      | Bristol South CC       | 3.48.129 |
| 121 | S CAMPBELL      | Twickenham CC          | 3.52.068 |
| 116 | Richard BABBAGE | Revo Racing            | 3.53.438 |
| 131 | Adrian MASON    | Bicester Millenium CC  | 3.56.240 |
| 124 | Paul CUNDY      | PMR@Toachim House      | 3.57.390 |

### Scratch Race

|     |                  |                                 |
|-----|------------------|---------------------------------|
| 132 | John McCLELLAND  | Bush Healthcare CRT             |
| 134 | Alun OWEN        | CC Abergavenny-JP Signs & Print |
| 126 | David ELLIS      | Mapperley CC                    |
| 136 | John RUSSELL     | T1 Diabetes.info                |
| 129 | Damon HAGUE      | Moda RT                         |
| 133 | Nicholas O'HARA  | 3C Cyclexperience               |
| 127 | Stuart GEDGE     | Ipswich Bicycle Club            |
| 123 | Ian COOPER       | Team Jewson-M.I.racing-Polypipe |
| 118 | Gerry BOWDITCH   | Dream Cycling Race Team         |
| 130 | Mark LOVE        | Tuxford Clarion CC              |
| 125 | Neil DUNNAGE     | Cotswold Veldrijden             |
| 138 | Luke SMITH       | Bristol South CC                |
| 120 | Jeremy BROUGHAM  | Adalta Race Team                |
| 121 | Stephen CAMPBELL | Twickenham CC                   |
| 116 | Richard BABBAGE  | Revo Racing                     |


Race time 19mins 47 secs

# MNTC '16



## MASTERS NATIONAL TRACK CHAMPIONSHIPS

Wales National Velodrome  
Newport  
1 – 3 July 2016



bristow events...

### Points Race

|     |                  | 50  | 40  | 30  | 20  | 10  | F   | Laps Gain | Laps Lost | Pts Total | Pos |
|-----|------------------|-----|-----|-----|-----|-----|-----|-----------|-----------|-----------|-----|
| 5   |                  | 136 | 138 | 132 | 120 | 123 | 132 |           |           |           |     |
| 3   |                  | 118 | 127 | 118 | 126 | 132 | 133 |           |           |           |     |
| 2   |                  | 127 | 123 | 123 | 132 | 118 | 123 |           |           |           |     |
| 1   |                  | 125 | 132 | 136 | 123 | 136 | 118 |           |           |           |     |
|     |                  |     |     |     |     |     |     |           |           |           |     |
| 120 | Jeremy BROUGHAM  |     |     |     | 5   |     |     | 1         |           | 25        |     |
| 132 | John McCLELLAND  |     | 1   | 5   | 2   | 3   | 5   |           |           | 16        |     |
| 123 | Ian COOPER       |     | 2   | 2   | 1   | 5   | 2   |           |           | 12        |     |
| 118 | Gerry BOWDITCH   | 3   |     | 3   |     | 2   | 1   |           |           | 9         |     |
| 136 | John RUSSELL     | 5   |     | 1   |     | 1   |     |           |           | 7         |     |
| 127 | Stuart GEDGE     | 2   | 3   |     |     |     |     |           |           | 5         |     |
| 138 | Luke SMITH       |     | 5   |     |     |     |     |           |           | 5         |     |
| 133 | Nicholas O'HARA  |     |     |     |     |     | 3   |           |           | 3         |     |
| 126 | David ELLIS      |     |     |     | 3   |     |     |           |           | 3         |     |
| 125 | Neil DUNNAGE     | 1   |     |     |     |     |     |           |           | 1         |     |
| 121 | Stephen CAMPBELL |     |     |     |     |     |     |           |           | 0         |     |
| 130 | Mark LOVE        |     |     |     |     |     |     |           |           | 0         |     |
| 134 | Alun OWEN        |     |     |     |     |     |     |           |           | 0         |     |
| 124 | Paul CUNDY       |     |     |     |     |     |     |           |           | 0         |     |

Race time 19mins 21 secs